



## UNIFORM BUYING GUIDE

Consider purchasing 2 or 3 sets of shirts and pants.

### FUEL – JET – AV GAS

If on shorter hauls, you may prefer to remain in fire retardant clothing when loading and unloading regularly, whereas those on longer hauls may prefer cotton uniform with fire retardant coveralls when loading and unloading.

4499 Fire Retardant Shirt mens / SLU3 Fire Retardant Shift womens  
4486 Fire Retardant Pant mens / PLW3 Fire Retardant Pant womens  
CL345US9 Fire Retardant unlined bomber jacket



or

88193 Cotton/poly mix easy care long sleeve uniform shirt mens  
88194 Cotton/poly mix easy care short sleeve uniform shirt mens  
78193 Cotton/poly mix easy care long sleeve uniform shirt womens  
78194 Cotton/poly mix easy care short sleeve uniform shirt womens  
2400 Cotton/poly mix mens pant  
PT66 Cotton/poly mix cargo mens shorts  
PT21 Cotton/poly mix womens pant  
PT27 Cotton/poly mix womens short  
CTBA Fire retardant coverall

Winter outer wear, consider:  
USN215 Fire Retardant Parka  
USN225 Winter Bib Pants

### ASPHALT

4499 Fire Retardant Shirt mens / SLU3 Fire Retardant Shift womens  
4486 Fire Retardant Pant mens / PLW3 Fire Retardant Pant womens  
CL345US9 Fire Retardant unlined bomber jacket



or

88193 Cotton/poly mix easy care long sleeve uniform shirt mens  
88194 Cotton/poly mix easy care short sleeve uniform shirt mens  
78193 Cotton/poly mix easy care long sleeve uniform shirt womens  
78194 Cotton/poly mix easy care short sleeve uniform shirt womens  
2400 Cotton/poly mix mens pant  
PT66 Cotton/poly mix cargo mens shorts  
PT21 Cotton/poly mix womens pant  
PT27 Cotton/poly mix womens short  
CTBA Fire retardant coverall

Winter outer wear, consider:  
USN215 Fire Retardant Parka  
USN225 Winter Bib Pants

### **SULPHUR**

88193 Cotton/poly mix easy care long sleeve uniform shirt mens  
88194 Cotton/poly mix easy care short sleeve uniform shirt mens  
78193 Cotton/poly mix easy care long sleeve uniform shirt womens  
78194 Cotton/poly mix easy care short sleeve uniform shirt womens  
2400 Cotton/poly mix mens pant  
PT66 Cotton/poly mix cargo mens shorts  
PT21 Cotton/poly mix womens pant  
PT27 Cotton/poly mix womens short  
CTBA Fire retardant coverall



Winter outer wear, consider:  
USN215 Fire Retardant Parka  
USN225 Winter Bib Pants

### **NH3**

88193 Cotton/poly mix easy care long sleeve uniform shirt mens  
88194 Cotton/poly mix easy care short sleeve uniform shirt mens  
78193 Cotton/poly mix easy care long sleeve uniform shirt womens  
78194 Cotton/poly mix easy care short sleeve uniform shirt womens  
2400 Cotton/poly mix mens pant  
PT66 Cotton/poly mix cargo mens shorts  
PT21 Cotton/poly mix womens pant  
PT27 Cotton/poly mix womens short

Outer wear, consider

I9L4 3 in 1 All Season Parka  
1406R 100% Cotton EV Coverall  
S376 Rain Jacket  
S377 Rain Rib Pants

**GRAIN - SALT – DRY BULK**

88193 Cotton/poly mix easy care long sleeve uniform shirt mens  
88194 Cotton/poly mix easy care short sleeve uniform shirt mens  
78193 Cotton/poly mix easy care long sleeve uniform shirt womens  
78194 Cotton/poly mix easy care short sleeve uniform shirt womens  
2400 Cotton/poly mix mens pant  
PT66 Cotton/poly mix cargo mens shorts  
PT21 Cotton/poly mix womens pant  
PT27 Cotton/poly mix womens short

Outer wear, consider  
I9L4 3 in 1 All Season Parka  
1406R 100% Cotton EV Coverall  
S376 Rain Jacket  
S377 Rain Rib Pants

**PROPANE – LPG**





4499 Fire Retardant Shirt mens / SLU3 Fire Retardant Shift womens  
4486 Fire Retardant Pant mens / PLW3 Fire Retardant Pant womens  
CL345US9 Fire Retardant unlined bomber jacket



or

88193 Cotton/poly mix easy care long sleeve uniform shirt mens  
88194 Cotton/poly mix easy care short sleeve uniform shirt mens  
78193 Cotton/poly mix easy care long sleeve uniform shirt womens  
78194 Cotton/poly mix easy care short sleeve uniform shirt womens  
2400 Cotton/poly mix mens pant  
PT66 Cotton/poly mix cargo mens shorts  
PT21 Cotton/poly mix womens pant  
PT27 Cotton/poly mix womens short  
CTBA Fire retardant coverall

Winter outer wear, consider:  
USN215 Fire Retardant Parka  
USN225 Winter Bib Pants

PRODUCT	FIRE RETARDANT UNIFORM or FIRE RETARDANT COVERALLS REQUIRED
FUEL JET AV GAS	
ASPHALT	
SULPHUR	
NH3	Not required
GRAIN - SALT – DRY BULK	Not required
PROPANE LPG	



# UNIFORM PROGRAM SIZING CHARTS

## Button Up Work Shirts

Size	S	M	L	XL	XXL	3XL	4XL	5XL
Neck	13½-14½	14½-15½	15½-16½	16½-17½	17½-18½	18½-19½	19½-20½	20½-21½
Chest	32½-36	36½-40	40½-44	44½-48	48½-52	52½-56	56½-60	60½-64
Max. Waist	35¼	39¼	44¼	48¼	52¼	56¼	60¼	64¼

	XS			S			M			L			XL		XXL		3XL		4XL	
Size	0	2	4	6	8	10	12	14	16	18	20	22	24	26	28	30	32			
Bust	32-33	33-34	34-35	35-36	36-37	37-38	38-39½	39½-41	41-42½	42½-44½	44½-46½	46½-48½	48½-50½	50½-52½	52½-54½	54½-56½	56½-58½			
Waist	25-26	26-27	27-28	28-29	29-30	30-31	31-32½	32½-34	34-35½	35½-37½	37½-39½	39½-41½	41½-43½	43½-45½	45½-47½	47½-49½	49½-51½			
Hip	34½-35½	35½-36½	36½-37½	37½-38½	38½-39½	39½-40½	40½-42	42-43½	43½-45	45-47	47-49	49-51	51-53	53-55	55-57	57-59	59-61			

## Big Bill FR Team Jacket

SIZE	S	M	L	XL	2XL	3XL	4XL	5XL
CHEST	34-36	38-40	42-44	46-48	50-52	54-56	58-60	62-64
SLEEVE REGULAR	33 ½	34 ½	35 ½	36 ½	37 ½	38 ½	39 ½	40 ½
SLEEVE TALL	34 ½	35 ½	36½	37 ½	38 ½	39 ½	40 ½	41 ½

## Pants / Shorts

**Waist:** Wrap tape around your natural waistline, or where you actually wear your pants.

**Inseam:** Measure your length from the crotch to the bottom of the leg (without any shoes on).

Work Pants Sizing												
Size/Tag	28	30	32	34	36	38	40	42	44	46	48	50
Waist	28	30	32	34	36	38	40	42	44	46	48	50

Women's Pant Sizing								
Size/Tag	26	28	30	32	34	36	38	40
Waist	26	28	30	32	34	36	38	40

Please note that work pants may fit slightly tighter than regular everyday pant.

## Polo's

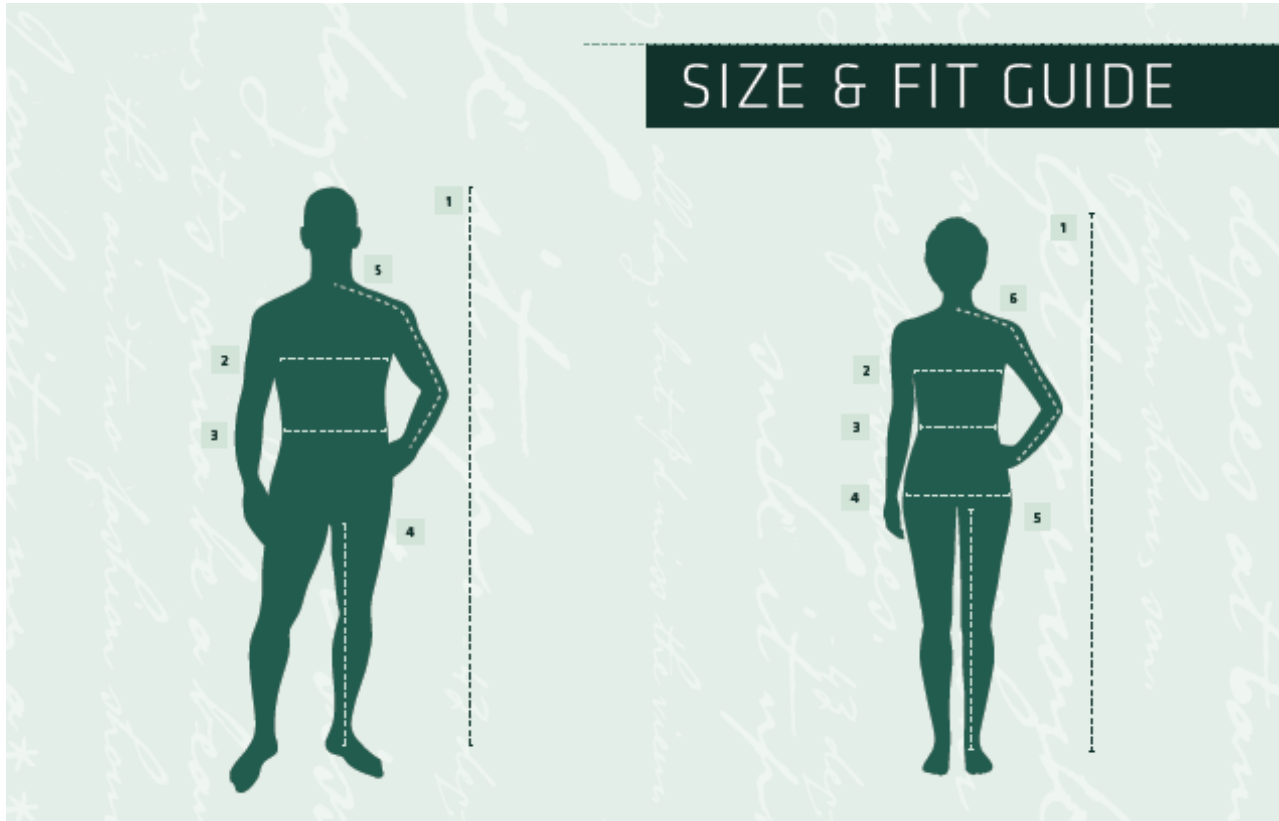
MEN'S GARMENT SIZE	XS	S	M	L	XL	XXL	3X	4X	5X	6X
Neck/Collar Size	13.5" - 14"	14.5" - 15"	15.5" - 16"	16.5" - 17"	17.5" - 18"	18.5" - 19"	19.5" - 20"	20.5" - 21"	21.5" - 22"	
Chest	32" - 35"	35" - 39"	39" - 42"	42" - 46"	46" - 49"	49" - 52"	52" - 56"	56" - 60"	60" - 64"	64" - 68"
Waist	26" - 30"	30" - 32"	32" - 35"	35" - 38"	38" - 41"	41" - 44"	44" - 47"	47" - 50"	50" - 53"	
Sleeve Length (Regular)	32.5" - 33"	33" - 33.5"	34" - 34.5"	35" - 35.5"	36" - 36.5"	37" - 37.5"	38" - 38.5"	38.5" - 39"	39" - 39.5"	39.5" - 40"
Sleeve Length (Tall)				37" - 37.5"	38" - 38.5"	39" - 39.5"	40" - 40.5"	40.5" - 41"	41" - 41.5"	41.5" - 42"
LADIES' GARMENT SIZE	XS	S	M	L	XL	XXL	3X			
Equivalent Ladies' Sizes	2-4	6-8	10-12	14-16	18	20	22			
Chest	31" - 33"	33" - 36"	36" - 38"	38" - 42"	42" - 45"	45" - 49"	50" - 53"			
Waist	23" - 25"	25" - 28"	28" - 30"	30" - 32"	32" - 35"	35" - 38"	38" - 41"			
Hip	33" - 35"	35" - 38"	38" - 40"	40" - 42"	42" - 45"	45" - 48"	48" - 51"			
Sleeve Length	30" - 30.5"	30.5" - 31"	31.5" - 32"	32.5" - 33"	33.5" - 34"	34.5" - 35"	35" - 35.5"			

## FR Coverall Sizing

SIZE/TAG	34	36	38	40	42	44	46	48	50	52	54	56	58	60	62
Chest	32	34	36	38	40	42	44	46	48	50	52	54	56	58	60
Waist	22	24	26	28	30	32	34	36	38	40	42	44	46	48	50
Neck	12.5	13	13.5	14	14.5	15	15.5	16	16.5	17	17.5	18	18.5	19	19.5
Weight	140	150	160	170	180	190	200	210	220	230	240	250	260	270	280

Regular (5'6" to 5'11")    Talls (5'11" to 6'3")    Tall sizes are longer than regular by 2" in the arms & legs and 1½" in the body of the garment.

## HOW TO MEASURE



### MEN

- 1 HEIGHT**  
Measure your height from the top of your head to the bottom of your feet (without any shoes on).
- 2 CHEST**  
Measure around the fullest part of your chest, just under your arms.
- 3 WAIST**  
Wrap tape around your natural waistline, or where you actually wear your pants.
- 4 INSEAM**  
Best taken from an existing pair of pants you like. Measure along inseam from the crotch seam to the hem.
- 5 SLEEVE LENGTH**  
With elbow bent, measure from the centre of the back of your neck around your elbow and to your wrist.

### WOMEN

- 1 HEIGHT**  
Measure your height from the top of your head to the bottom of your feet (without any shoes on).
- 2 CHEST**  
Measure around the fullest part of your chest, just under your arms.
- 3 WAIST**  
Wrap tape around your natural waistline, or where you actually wear your pants.
- 4 HIP**  
Stand with heels together and measure around the fullest part of your hips.
- 5 INSEAM**  
Best taken from an existing pair of pants you like. Measure along inseam from the crotch seam to the hem.
- 6 SLEEVE LENGTH**  
With elbow bent, measure from the centre of the back of your neck around your elbow and to your wrist.