

HOW TO CUSTOMIZE YOUR GARMENTS

Notes to Remember:

- Every Garment is Required to Have a Logo in the Following Locations:
 - Centre Middle Back (CMB)
 - Left Upper Front (LUF)
 - Right Sleeve at Shoulder (RSS)
- Every Garment is Required to Have a Name Emblem in the Following Location:
 - Right Upper Front (RUF)

Here are Your Logos with Corresponding Locations

My Logos

Hey, those are some nice logos. Click [here](#) to view your decoration location map.



LogoCode: ECE-537551
Locations: CMB
Type: EMB
Size: 10.75 X 1.70
Description: FMC Technologies - (Embroidered Crest)
Thread Count: 9999



LogoCode: ECE-537553
Locations: LUF
Type: EMB
Size: 4.00 X 2.00
Description: FMC Technologies (Embroidered Crest)
Thread Count: 9999




LogoCode: ECE-537550
Locations: RSS
Type: EMB
Size: 4.50 X 2.27
Description: FMC Technologies Destination Zero (Embroidered Crest)
Thread Count: 9999

Here are the Colours to be Used When Creating Your Name Emblem

- Background Colour: 0017 - White
- Border Colour: 0017 - White
- Selected Colour: 1902 - Crimson

FOLLOW THESE STEP BY STEP INSTRUCTIONS TO COMPLETE AN ORDER


1. Sign In



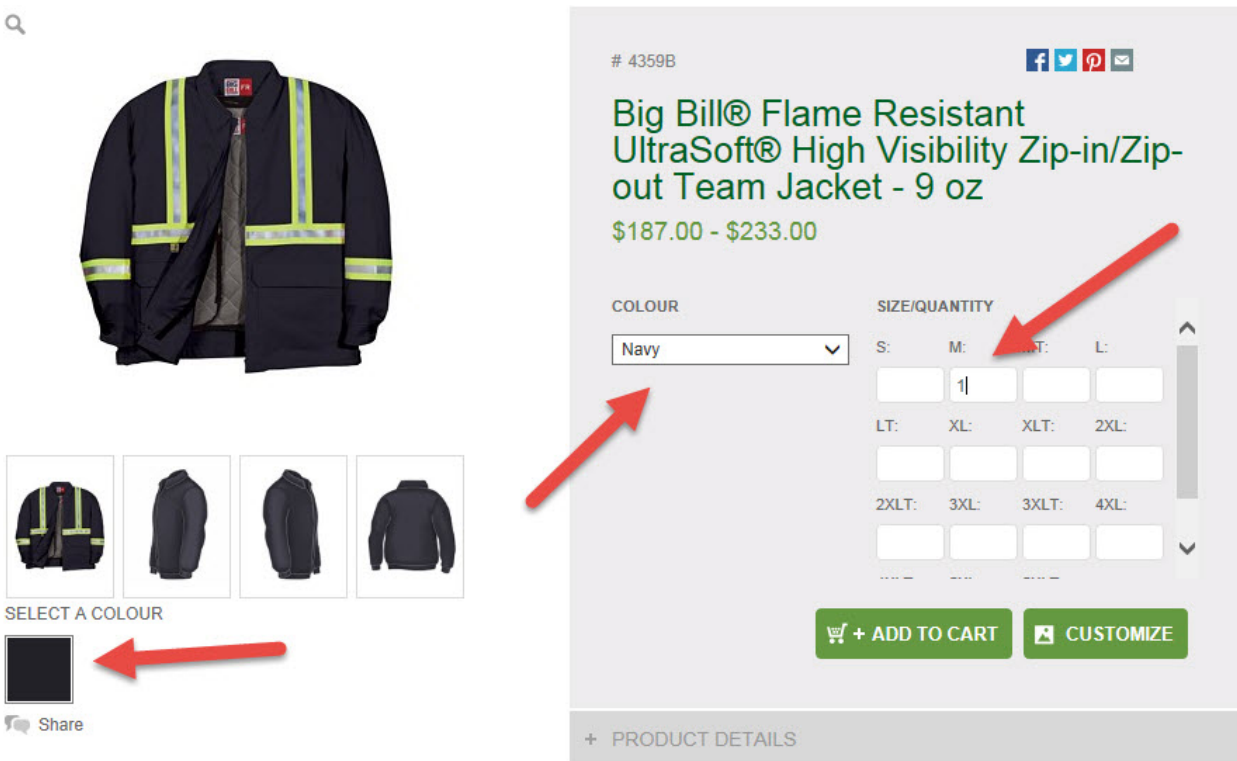
2. Fill in your username and password or Create an Account(In order to create an account, you will need to know your Canadian Linen Customer Number and Postal Code)

A screenshot of the FMC Technologies website showing the user authentication and registration forms. The page has a header with a search bar and navigation links. Below the header is the FMC Technologies logo and a 'VIEW ALL ITEMS' button. The main content area is divided into two columns. The left column is titled 'SIGN IN' and contains a welcome message, a 'Forgot Password?' link, and two input fields for 'Username' and 'Password'. A green 'SIGN IN' button is positioned below the password field. The right column is titled 'CREATE USER ACCOUNT' and contains a message about creating an account, a link to a video guide, and a list of required fields: 'Customer Number', 'Bill to Postal Code', 'First Name', 'Last Name', 'Username', 'Retype Username', 'Email Address', 'Password', and 'Retype Password'. Each field has a corresponding input box. There are also links for 'How to find Customer Number' and 'How to find Bill-To Postal Code', and a link for 'Password security requirements'. A green 'SUBMIT REGISTRATION' button is located at the bottom right of the form area.

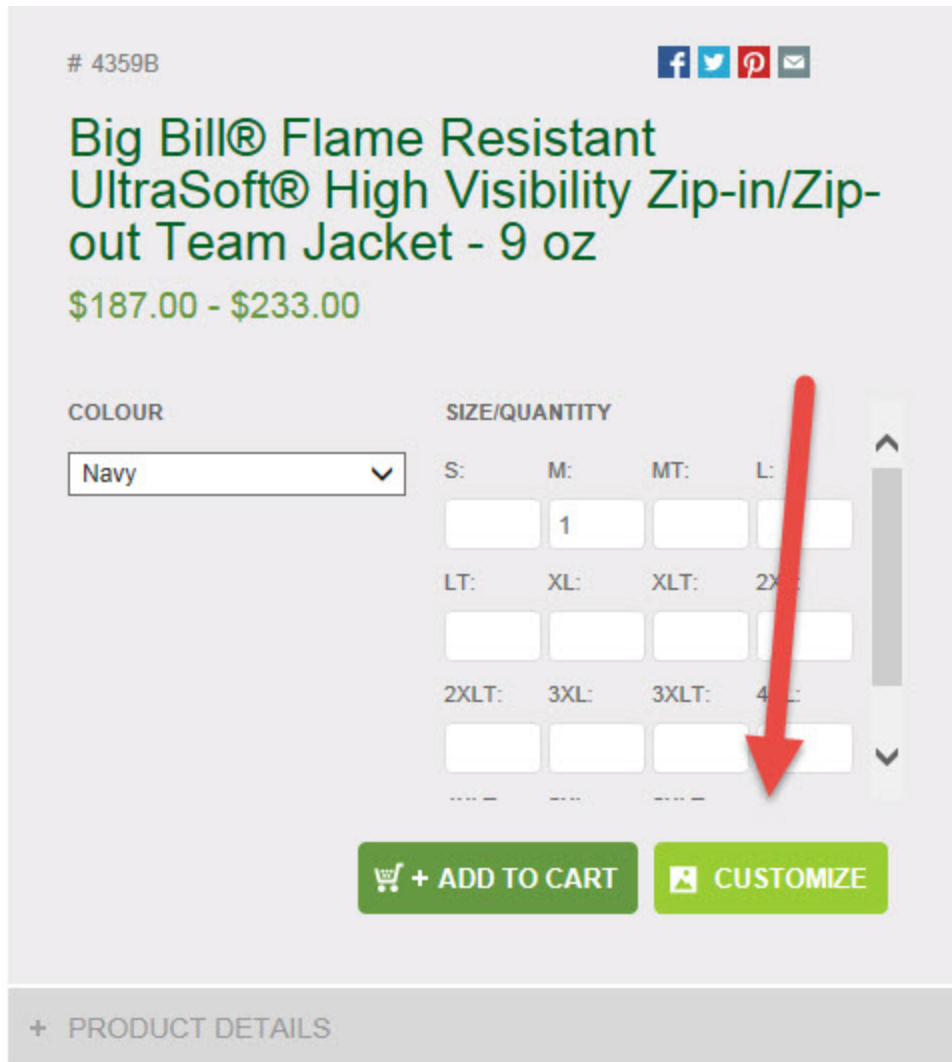
3. Once logged in, select a category or type in the style number in the search box



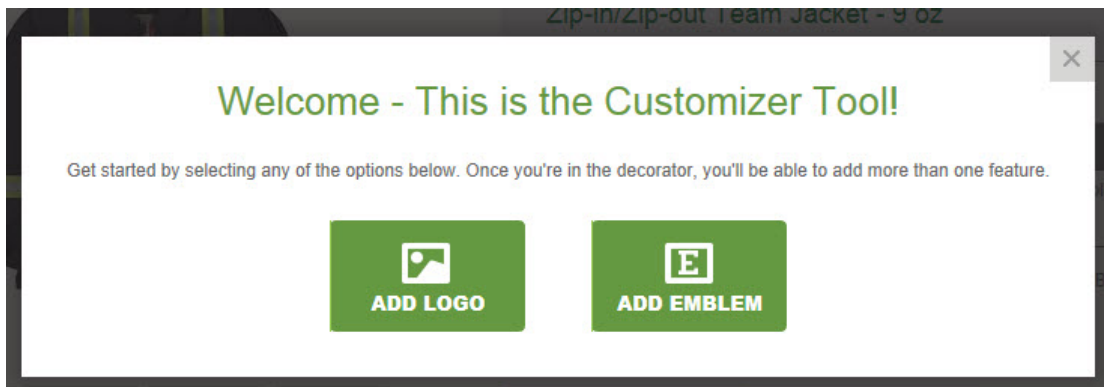
4. After selecting the garment, go ahead and select the color and size as shown below



5. Once you've chosen the size and color, go ahead and select CUSTOMIZE



6. Once you enter the Decorator, you'll be asked to choose a Logo or an Emblem. You'll need both, but in this example we'll go ahead and select ADD LOGO first



7. After selecting ADD LOGO, you'll be asked to select the Logo Location. Again, it doesn't matter which order you decorate, but remember to decorate all 3 locations. Choose your location and select NEXT.

1. CHOOSE LOGO LOCATION

- 1 Centre Middle Back (CMB)
- 2 Left Upper Front (LUF)
- 3 Right Sleeve at Shoulder (RSS)

CANCEL NEXT



2. CHOOSE LOGO ARTWORK

Please proof your work carefully - Canadian Linen is not responsible for spelling errors entered on this tool. This tool is for specifying locations and custom details, and should not be relied on for color approximations. If you need more specific help, contact the Web Store.

8. Depending on the location, you'll only be able to select the logo assigned to that location(See top of page for correct logos and locations), select the logo and then APPLY.

1. CHOOSE LOGO LOCATION

2. CHOOSE LOGO ARTWORK

 \$4.25 Logo:ECE-537551 Size: 10.75x1.7in Type: Embroidered Desc: FMC Technologies - (Embroidered Crest)	 \$4.25 Logo:ECE-537553 Size: 4x2in Type: Embroidered Desc: FMC Technologies (Embroidered Crest) Not available for the item or location	 \$4.25 Logo:ECE-537550 Size: 4.5x2.27in Type: Embroidered Desc: FMC Technologies Destination Zero (Embroidered Crest) Not available for the item or location
--	--	--

CANCEL APPLY

9. At this point, you can see a summary of what you've chosen and then continue on to decorate the next location by selecting LOGO or EMBLEM. Continue this process until all LOGOs have been selected

4359B_PARENT

Big Bill® Flame Resistant UltraSoft® High Visibility Zip-in/Zip-out Team Jacket - 9 oz


QTY: \$187.00


CUSTOMIZATION SUMMARY

 Centre Middle Back (CMB) 1	\$4.25	Edit	×
--	--------	------	---

ESTIMATED SUBTOTAL \$4.25

To add more custom details, select an option below:


LOGO


EMBLEM

CLOSE**ADD TO CART**




Need help? Contact us at 866-822-4763.

10. Once you've selected all 3 logos go ahead and finish by adding your name emblem

4359B_PARENT


Big Bill® Flame Resistant UltraSoft® High Visibility Zip-in/Zip-out Team Jacket - 9 oz


QTY: \$187.00

CUSTOMIZATION SUMMARY			
 Centre Middle Back (CMB) 1	\$4.25	Edit	×
 Left Upper Front (LUF) 1	\$4.25	Edit	×
 Right Sleeve at Shoulder (RSS) 1	\$4.25	Edit	×

ESTIMATED SUBTOTAL \$12.75

To add more custom details, select an option below:

 LOGO

 EMBLEM

Need help? Contact us at 866-822-4763.

11. You should only be able to select 1 location(RUF) and then select NEXT

1. CHOOSE EMBLEM LOCATION

Choose the location where you want your logo artwork to appear on the product. Each location can only be used once; if it is greyed out, then you have already selected it for another customization.

Right Upper Front (RUF)

2. CHOOSE EMBLEM OPTIONS

3. CHOOSE EMBLEM TEXT STYLING

Please proof your work carefully - Canadian linen is not responsible for spelling errors entered on

12. Select Embroidered, Name Emblem and then select your colours

2. CHOOSE EMBLEM OPTIONS

Select One:

Embroidered Printed Emblem

Select One:

Name Emblem Company Emblem

1 5/8" x 3 5/8" *2" x 4"*
2 text lines *3 text lines*

Background Colour: 0017 - WHITE

Border Colour: 0017 - WHITE

13. Next, change the Selected Colour to Crimson and enter your name

3. CHOOSE EMBLEM TEXT STYLING

Choose Alignment   

TEXT LINE 1

BLOCK-BLK Popular Colours

SELECTED COLOUR:  1902 - CRIMSON

JOHN

TEXT LINE 2





14. Once again, review your customization Summary and then ADD TO CART

4359B_PARENT

Big Bill® Flame Resistant UltraSoft® High Visibility Zip-in/Zip-out Team Jacket - 9 oz


QTY: \$187.00


CUSTOMIZATION SUMMARY

 Centre Middle Back (CMB) 1	\$4.25	Edit	✕
 Left Upper Front (LUF) 1	\$4.25	Edit	✕
 Right Sleeve at Shoulder (RSS) 1	\$4.25	Edit	✕
 Right Upper Front (RUF) 1	\$3.50	Edit	✕

ESTIMATED SUBTOTAL \$16.25

To add more custom details, select an option below.


LOGO



EMBLEM


CLOSE

ADD TO CART

Need help? Contact us at 866-822-4763.

15. To review your shopping cart, simply select the cart in the upper right hand corner

Hello Andy Mattila(Canadian Linen)  (2)

Customer #: 540002964 

16. You'll now be able to view your selected garments, verify that the correct decorations is applied and make edits if needed before Checking Out




VIEW ALL ITEMS

Shopping Cart

How does your order look so far? You can update quantities in the cart directly below, continue shopping, proceed to checkout or save your order for another time.



2 items

Item Description	Price	Quantity	Total
 Big Bill® Flame Resistant UltraSoft® High Visibility Arctic Winter Parka with mesh pocket - 7 oz - Navy - M 4776NYMM	\$319.99	1 EA	\$336.24

DECORATED ITEMS

4776NYMM [COLLAPSE] Edit

Total Qty: 1

 Logo	Price: \$4.25
Location: CMB Logo Code: ECE-537551 Type: LGE	
 Logo	Price: \$4.25
Location: LUF Logo Code: ECE-537553 Type: LGE	

SUMMARY

Subtotal \$539.49

CHECKOUT

SAVE ORDER

Hold on - here's something that goes really well with that: