

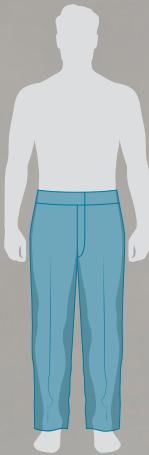
WORKWEAR DESIGNED WITH YOU IN MIND

MEN



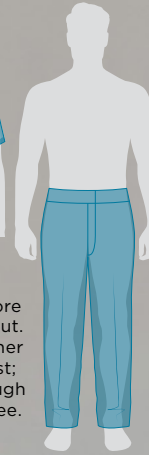
RELAXED

TOP: A looser fit throughout the body and arms. **BOTTOM:** Sits at mid waist; extra room through seat, thigh and knee.



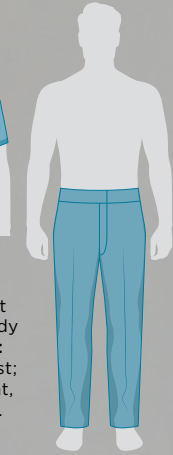
CLASSIC

TOP: A slightly more body contouring cut. **BOTTOM:** Sits higher to mid below waist; traditional fit through seat, thigh and knee.



MODERN

TOP: A closer fit that hugs the body lines. **BOTTOM:** Sits at lower waist; slim through seat, thigh and knee.

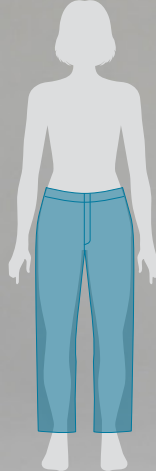


WOMEN



RELAXED

TOP: A full fit, more fullness around the body. **BOTTOM:** Sits at mid waist; extra room through seat, thigh and knee.



CLASSIC

TOP: Slightly fitted along the body. **BOTTOM:** Sits higher to mid below waist; traditional fit through seat, thigh and knee.



MODERN

TOP: Figure flattering cut to follow shape of curves. **BOTTOM:** Sits at lower waist; slim through seat, thigh and knee.



ALL MEN'S AND WOMEN'S BOTTOMS HAVE A FULL LEG OPENING FOR WEAR OVER BOOTS

Unisex Sizing Chart for Shirts and Tops

Alpha Sizing	XS		S		M		L		XL		2XL		3XL		4XL		5XL		6XL	
Male (Chest)	40	42	44	46	48	50	52	54	56	58	60	62	64	66	68	70	72	74	76	78
Female (Size)	32	34	36	38	40	42	44	46	48	50	52	54	56	58	60	62	64	66	68	70

Unisex sizes are based on male sizes with a fit appropriate for both male and female. Match your size with the equivalent unisex size shown on the chart above.

Men's Body Measurements for Shirts, Pants & Shorts

Alpha Sizing	XS		S		M		L		XL		2XL		3XL		4XL		5XL		6XL	
Neck Size	33	34	36	37	38	39	41	42	43	44	46	47	48	50	51	52	53	55	56	57
Chest	76	81	86	91	97	102	107	112	117	122	127	132	137	142	147	152	157	163	168	173
Waist	61	66	71	76	81	86	91	97	102	107	112	117	122	127	132	137	142	147	152	157
Hips	76	81	86	91	97	102	107	112	117	122	127	132	137	142	147	152	157	163	168	173

Ladies Body Measurements for Shirts, Pants & Shorts

Alpha Sizing	XS		S		M		L		XL		2XL		3XL	
Numeric Sizing	2	4	6	8	10	12	14	16	18	20	22	24	26	28
Chest / Bust	84	87	90	92	95	98	102	106	111	116	121	126	131	137
Waist (Natural)	64	67	69	72	74	78	82	86	91	96	101	106	111	116
Hips	92	95	97	100	102	106	110	114	119	124	129	134	139	144

CONTACT:
PHONE:
Order Today!

store.canadianlinen.com

EMAIL:



HOW TO MEASURE



HAT: Measure around your head, with tape measure above your brow ridges.

NECK: Measure around the base of the neck. Number of inches equals neck size.

CHEST/BUST: For chest, measure just under arms and across shoulder blades, holding tape parallel to the floor. For bust, measure at the fullest part of the bust.

SLEEVE: Put your hand on your hip and bend your elbow 90 degrees. Hold the tape at the center of the back of your neck. Measure from your neck, across your shoulder to your elbow, and down to your wrist. Total length is your sleeve length.

WAIST: Measure at the natural waistline or where you expect the pants' waistband to fall.

HIPS: Stand with your heels together and measure around the fullest part of your hips, keeping the tape parallel to the floor.

INSEAM: Measure pants that fit well overall, especially in length. Lay the pants flat and measure from crotch seam to bottom of leg hem. (Note: Add ½" to 100% cotton pants to allow for shrinkage.)

BELTS: Order 2" larger than your pants' waist measurement.

FOOTWEAR: Allow extra room if extra-heavy socks are worn on the job. If half sizes aren't available, size up to the next largest whole size. Women purchasing men's footwear should downsize by 1½ sizes. Widths may vary by manufacturer.



Guaranteed! If you're not completely satisfied with one of our products, return the unworn, unwashed garment within **45 days**. We'll gladly replace the item or refund your money. Logo'd or altered products can only be returned due to incorrect processing or manufacturer's defect.

CONTACT:
PHONE:
Order Today!

store.canadianlinen.com

EMAIL:

